

ETHIRAJ COLLEGE FOR WOMEN (Autonomous)
Chennai – 600 008
Affiliated to the University of Madras
College with Potential for Excellence
Reaccredited with A+ Grade by NAAC



2.1 Student Enrolment and Profile

**ADMISSION DETAILS COMMUNICATED TO
UNIVERSITY OF MADRAS**



UNIVERSITY OF MADRAS
(Established under the Act of Incorporation XXVII of 1857-
Madras University Act 1923
(State University)



THE REGISTRAR,
University of Madras

University Buildings,
Chepauk, Chennai – 600 005

No: SPECIAL CELL/SCT/SE 2K22-2K23/263

Dated:-

6 OCT 2022
OFFICE FOR WOMEN
CHENNAI-600 008.
3386
17 OCT 2023
19/10/2022
ETHIRAI
DOWN
DO

To

1. The Professor and Head/Head-in-charge,
Departments at Chepauk/Marina/ Chetpet/
Guindy/Taramani Campuses.
2. All the Principals of Arts & Science Colleges including Autonomous Colleges.
3. The Principals/Directors of Stand Alone Institutions-Management;
4. The Principals/Directors of Oriental Title Institutions.

Sir/Madam,

- Sub:- 1) Students' enrolment in various courses of study in the University Departments/Affiliated Colleges during the year 2022-2023 – Particulars called for in Proforma-I – Reg.
- 2) Report regarding fulfilment of reservation for SCs and STs in first year admission for the year 2022-2023 – Particulars called for in Proforma-II – Reg.

-0-0-0-

With regard to the above subjects and in sending herewith the copies of the two Proformae- I & II, I am to request you to kindly furnish the **students strength particulars for the year 2022-2023** as detailed below in respect of your Department/College, as required in the proformae for incorporation in the Annual Report to be prepared for the year 2022-2023 and for furnishing statistical information to the University Grants Commission, Government of India and Government of Tamil Nadu.

DETAILS

1. **UNIVERSITY DEPARTMENTS:-**Students strength of the Departments as on 30-09-2022 of the University courses in **PROFORMA-I (2 Pages)**.
2. **ARTS & SCIENCE COLLEGES:-**Students strength of the **SHIFT-I** as on 30-09-2022 of the University courses offered at various Degree levels in **PROFORMA-I (4 Pages)**.
3. **ARTS & SCIENCE COLLEGES:-**Students strength of the **SHIFT-II** as on 30-09-2022 of the University courses offered at various Degree levels in **PROFORMA-I (4 Pages)**.
4. **STAND ALONE INSTITUTIONS-MANAGEMENT AND O.T. INSTITUTIONS:-** Students strength of the Colleges as on 30-09-2022 of the University courses offered at various Degree level in **PROFORMA-I (2 Pages)**.
5. **UNIVERSITY DEPARTMENTS; ARTS & SCIENCE; STAND ALONE INSTITUTIONS- MANAGEMENT AND O.T. INSTITUTIONS:-** Report regarding fulfilment of reservation for Scheduled Castes and Scheduled Tribes in admission into first year in all courses of study during the year 2022-2023 in **PROFORMA-II(2 PAGES)**.

S. Muralidharan
PRINCIPAL
COLLEGE FOR WOMEN
(AUTONOMOUS)
CHENNAI-600 008.

(P.T.O)

It is requested that the Proforma may be carefully followed and the particulars entered in the form, duly filling up all columns neatly, legibly and correctly.

WHILE FILLING-UP THE COMMUNAL-WISE STATEMENT IN THE PROFORMA, IT IS CAREFULLY FILLED THAT THE NUMBER OF STUDENTS ADMITTED IN GENERAL MERIT LIST IS NOT TO BE COUNTED TOWARDS RESERVATION QUOTA AND IT MUST BE SHOWN UNDER THE GENERAL TURN CATEGORY COLUMN ONLY.

THE PARTICULARS SHOULD BE FURNISHED ONLY IN THE PRESCRIBED FORM SENT HEREWITH AND NOT IN ANY OTHER FORMAT.

If there is any addition or deletion in the strength subsequently, the same may be intimated separately. Figures relating to the University courses only need be furnished in the Proforma.

It is observed in the past that some of the Departments/Colleges do not furnish most of the required details, which caused difficulties while compiling the statement. It is therefore requested that all the particulars as required in the Proforma must be furnished without any omission.


It is to be noted that the Colleges which are conducting **SHIFT-II COURSES**, similar particulars with regard to Shift-II courses should also be furnished **separately, for which additional copies of the proforma is also sent herewith.**

The proforma are also available in the University website and if it is required please visit the website: <http://www.unom.ac.in> under the heading announcements and download the proforma.

Kindly send the soft copy of the filled-in proforma(e) to the following e-mail ID: unomscstspcell@gmail.com and also send the hardcopy to the University **within a week time from the date of receipt of this letter.**

Your prompt compliance in the matter is requested.

Yours faithfully,


03/10/16
REGISTRAR.

Encls:- As above.

COPY TO:-

1. The Principal Secretary to Government, Higher Education Department, Secretariat, Chennai-600 009.
2. The Commissioner of Collegiate Education, College Road, Chennai-600 006.
3. The Director of Collegiate Education, College Road, Chennai-600 006.
4. The Secretary, University Grants Commission, Bahadurshah Zafar Marg, New Delhi-110 002.
5. The Director, National Commission for Scheduled Castes and Scheduled Tribes, 2nd Floor, Block-5, Shastri Bhavan, Chennai-600 006.

With the information that this circular is issued to the Colleges affiliated to this University only.



PRINCIPAL
ETHIRAJ COLLEGE FOR WOMEN
(AUTONOMOUS)
CHENNAI-600 008.



UNIVERSITY OF MADRAS

PROFORMA-I

Statement of strength of the students
of Arts and Science Colleges as on
30th September, 20
AIDED.

Name of the College: ETHIRAJ COLLEGE FOR WOMEN (AUTONOMOUS) CHENNAI - 600008.

DEGREE	Names of the Courses offered	I Year						II Year						III Year					
		Men		Women		Total		Men		Women		Total		Men		Women		Total	
		EM	TM	EM	TM	EM	TM	EM	TM	EM	TM	EM	TM	EM	TM	EM	TM	EM	TM
@																			
@																			
@																			
B.A.,	ENGLISH	-	-	66	-	66	-	-	-	60	4	60	4	-	-	59	-	59	-
	ECONOMICS	-	-	211	-	211	-	-	-	190	-	190	-	-	-	195	-	195	-
	HISTORY	-	-	67	-	67	-	-	-	65	-	65	-	-	-	62	-	62	-
	TOURISM AND TRAVEL MANAGEMENT	-	-	66	-	66	-	-	-	60	5	60	5	-	-	66	-	66	-
	B.COM CORPORATE SECRETARYSHIP	-	-	73	1	73	1	-	-	72	-	72	-	-	-	73	-	73	-
	Grand Total for B.A.,	-	-	483	1	483	1	-	-	447	9	447	9	-	-	455	-	455	-
M.A.,	TAMIL	-	-	2	10	2	10	-	-	1	14	1	14	-	-	-	-	-	-
	ENGLISH	-	-	38	-	38	-	-	-	41	-	41	-	-	-	-	-	-	-
	ECONOMICS	-	-	31	-	31	-	-	-	31	-	31	-	-	-	-	-	-	-
	HISTORY	-	-	25	-	25	-	-	-	21	-	21	-	-	-	-	-	-	-
	BUSINESS ECONOMICS	-	-	21	-	21	-	-	-	21	-	21	-	-	-	-	-	-	-
	Grand Total for M.A.,	-	-	117	10	117	10	-	-	115	14	115	14	-	-	-	-	-	-
B.Com.,	B. Com	-	-	80	-	80	-	-	-	78	-	78	-	-	-	77	-	77	-
M.Com.,	M. Com	-	-	25	-	25	-	-	-	25	-	25	-	-	-	-	-	-	-

@ Here details of other Degrees such as B.Lit., BLM., BBA., B.Com(A&F), B.Com(BM), B.Com(CS), B.Com(Co-Op), B.Music., BSW., MBA., MCA., MLM., M.S.W., Certificate., Diploma., PG Diploma., PGDCS etc., conducted under affiliation of this University, may be furnished.

PROFORMA - I (Contd.)

DEGREE	Names of the Courses offered	I Year						II Year						III Year					
		Men		Women		Total		Men		Women		Total		Men		Women		Total	
		EM	TM	EM	TM	EM	TM	EM	TM	EM	TM	EM	TM	EM	TM	EM	TM	EM	TM
B.Sc.,	CHEMISTRY	-	-	48	-	48	-	-	-	42	-	42	-	-	-	40	-	40	-
	PLANT BIOLOGY & PLANT BIOTECHNOLOGY	-	-	48	-	48	-	-	-	40	-	40	-	-	-	39	-	39	-
	PHYSICS	-	-	39	-	39	-	-	-	35	-	35	-	-	-	42	-	42	-
	MATHEMATICS	-	-	50	-	50	-	-	-	56	-	56	-	-	-	62	-	62	-
	NUTRITION, FOOD SERVICE MANAGEMENT	-	-	52	-	52	-	-	-	42	-	42	-	-	-	36	-	36	-
	ADVANCED ZOOLOGY & BIOTECHNOLOGY	-	-	101	-	101	-	-	-	76	-	76	-	-	-	81	-	81	-
	Grand Total for B.Sc.,	-	-	338	-	338	-	-	-	291	-	291	-	-	-	303	-	303	-
M.Sc.,																			
	CHEMISTRY	-	-	12	-	12	-	-	-	12	-	12	-	-	-	-	-	-	-
	ZOOLOGY	-	-	18	-	18	-	-	-	18	-	18	-	-	-	-	-	-	-
	Grand Total for M.Sc.,	-	-	30	-	30	-	-	-	30	-	30	-	-	-	-	-	-	-
M.Phil.,																			
Ph.D.,																			

ROFORMA - I (Contd..)

Number of Backward Class/ Scheduled Caste/ Scheduled Tribe/ General Turn/ Foreign Students admitted to each course of study offered in the College during the academic year 20 - 20 (including II and III Years)

Degree	Name of courses offered	I YEAR							II YEAR							III YEAR															
		S.C		S.T		MBC		B.C	GT	Foreign Students	Total	S.C		S.T		MBC		B.C	GT	Foreign Students	Total	S.C		S.T		MBC		B.C	GT	Foreign Students	Total
		M	W	M	W	M	W	M	W	M	W	M	W	M	W	M	W	M	W	M	W	M	W	M	W	M	W	M	W	M	W
B.A.	ENGLISH		13				18		22					22																	
	ECONOMICS		55				53		22					13																	
	HISTORY		19				22		24					13																	
	I.T.M.		14				18		28					29																	
	B. Com Cs		12				14		21					22																	
	GRAND TOTAL																														
B.Sc.	CHEMISTRY		113				12		2																						
	PB & PB		12				19		1					3																	
	PHYSICS		12				19		1					3																	
	MATHEMATICS		12				19		1					3																	
	NAD		12				19		1					3																	
	AZB		25				28		1					1																	
GRAND TOTAL		22				29		2					2																		
B.Com	B. Com		14				20		14				2																		

Here details of other Degrees such as B.Lit., BLM., BBA., B.Com(A&F), B.Com(BM.), B.Com(CS), B.Com(Co-Op), B.Music., BSW., MBA., MCA., MLM., M.S.W., Certificate, Diploma, PG Diploma, PGDCS etc., conducted under affiliation of this University, may be furnished.


PROFORMA - I (Contd.)

Degree	Name of courses offered	I YEAR														II YEAR													
		S.C		S.T		M.B.C		B.C		G.T		Foreign Students		Total		S.C		S.T		M.B.C		B.C		G.T		Foreign Students		Total	
		M	W	M	W	M	W	M	W	M	W	M	W	M	W	M	W	M	W	M	W	M	W	M	W	M	W	M	W
M.A.,	TAMIL		3		-		1		3		5		-		12		3		-		4		3		5		-		15
	ENGLISH		8		-		8		11		11		-		38		8		-		10		19		4		-		41
	ECONOMICS		6		-		7		13		5		-		31		5		-		7		13		2		-		31
	HISTORY		5		-		8		11		1		-		25		3		-		7		10		1		-		21
	BUS. ECONOMICS		2		-		7		7		5		-		21		2		-		7		9		3		-		21
	GRAND TOTAL		24		-		31		45		27		-		127		21		-		35		58		15		-		129
M.Sc.,	ZOOLOGY		4		-		6		7		1		-		18		4		-		2		9		3		-		18
	CHEMISTRY		2		-		2		8		1		-		12		3		-		3		6		1		-		12
	GRAND TOTAL		6		-		8		15		1		-		30		7		-		5		15		3		-		30
	M.Com	m. Com		8		-		6		11		-		25		5		-		7		11		1		-		25	

No. OF SCHOLARS AS ON 30TH SEPTEMBER, 20

Degree	Name of the subject	No. OF SCHOLARS AS ON 30 TH SEPTEMBER, 20																											
		S.C		S.T		M.B.C		B.C		G.T		Foreign Students		Total															
		M	W	M	W	M	W	M	W	M	W	M	W	M	W														
M.Phil.,																													
Ph.D.,																													

NOTE: S.C - Scheduled Caste, S.T - Scheduled Tribe, M.B.C - Most Backward Community
B.C - Backward Community, G.T - General Turn, M - Men, W - Women.



 PRINCIPAL
 Signature of the Principal of the Particulars
 furnished in the form (All Pages)
 ETARA COLLEGE FOR WOMEN
 ETARA - 600 008

ROFORMA - I (Contd..)

Number of Backward Class/ Scheduled Caste/ Scheduled Tribe/ General Turn/ Foreign Students admitted to each course of study offered in the College during the academic year 20 - 20 including II and III Years)

Degree	Name of courses offered	I YEAR								II YEAR								III YEAR											
		S.C		S.T		MBC		B.C		G.T		Foreign Students		Total		S.C		S.T		MBC		B.C		G.T		Foreign Students		Total	
		M	W	M	W	M	W	M	W	M	W	M	W	M	W	M	W	M	W	M	W	M	W	M	W	M	W	M	W
	TAMIL		-		-		-		-		-		-		-		-		-		-		-		-		-		-
	ENGLISH		-		-		-		-		-		-		-		-		-		-		-		-		-		-
	ECONOMICS		-		-		2		-		-		-		2		-		-		-		-		-		-		-
	HISTORY		-		-		-		-		-		-		-		-		-		-		-		-		-		-
	PB & PB		-		-		-		-		-		-		-		-		-		-		-		-		-		-
	ZOOLOGY		-		-		-		-		-		-		-		-		-		-		-		-		-		-
	CHEMISTRY		-		-		-		-		-		-		-		-		-		-		-		-		-		-
	MATHEMATICS		-		-		-		-		-		-		-		-		-		-		-		-		-		-
	COMMERCE		-		-		-		1		-		-		1		-		-		-		-		-		-		-
	CORP. SEC		-		-		-		-		-		-		-		-		-		-		-		-		-		-
	GRAND TOTAL		-		-		2		1		-		-		3		-		-		-		-		-		-		-
	TAMIL		-		-		-		-		-		-		-		-		-		-		-		-		-		-
	ENGLISH		4		-		1		4		-		-		9		-		-		-		-		-		-		-
	ECONOMICS		-		-		1		1		-		-		2		-		-		-		-		-		-		-
	HISTORY		-		-		-		-		-		-		-		-		-		-		-		-		-		-
	PB & PB		1		-		3		6		-		-		10		-		-		-		-		-		-		-
	ZOOLOGY		-		2		-		5		1		-		8		-		-		-		-		-		-		-
	CHEMISTRY		-		-		1		2		1		-		5		-		-		-		-		-		-		-
	COMMERCE		-		-		-		1		-		-		1		-		-		-		-		-		-		-
	PHYSICS		-		-		1		2		2		-		5		-		-		-		-		-		-		-
	GRAND TOTAL		5		2		6		20		5		-		38		-		-		-		-		-		-		-

Here details of other Degrees such as B.Lit., BLM., BBA., B.Com(A&F), B.Com(BM), B.Com(CS), B.Com(Co-Op), B.Music., BSW., MBA., MCA., MLM., M.S.W., Certificate., Diploma., PG Diploma., PGDCS etc., conducted under affiliation of this University, may be furnished.


 PRINCIPAL i/c
 20/10/20
 ETHIRAJ COLLEGE FOR WOMEN

PROFORMA - I (Contd..)

Degree	Name of courses offered	I YEAR														II YEAR													
		S.C		S.T		M.B.C		B.C		G.T		Foreign Students		Total		S.C		S.T		M.B.C		B.C		G.T		Foreign Students		Total	
		M	W	M	W	M	W	M	W	M	W	M	W	M	W	M	W	M	W	M	W	M	W	M	W	M	W	M	W
M.A.,																													
	GRAND TOTAL																												
M.Sc.,																													
	GRAND TOTAL																												
M.Com																													

Degree	Name of the subject	No. OF SCHOLARS AS ON 30 TH SEPTEMBER, 20															
		S.C		S.T		M.B.C		B.C		G.T		Foreign Students		Total			
		M	W	M	W	M	W	M	W	M	W	M	W	M	W		
M.Phil.,																	
Ph.D.,																	

NOTE: S.C - Scheduled Caste, S.T - Scheduled Tribe, M.B.C - Most Backward Community
 B.C - Backward Community, G.T - General Turn, M - Men, W - Women.

Signature of the Principal Certifying the Particulars
 furnished in Proforma - I (All Pages)

PROFORMA - I (Contd.)

Number of Backward Class/ Scheduled Caste/ Scheduled Tribe/ General Turn/ Foreign Students admitted to each course of study offered in the College during the academic year 2022-2023
(including II and III Years)

Degree	Name of courses offered	I YEAR										II YEAR										III YEAR															
		S.C		S.T		MBC		B.C		G.T		Foreign Students	Total	S.C		S.T		MBC		B.C		G.T		Foreign Students	Total	S.C		S.T		MBC		B.C		G.T		Foreign Students	Total
		M	W	M	W	M	W	M	W	M	W			M	W	M	W	M	W	M	W	M	W			M	W	M	W	M	W	M	W	M	W		
@	English	7	-	-	-	4	17	10	-	30	8	-	-	4	24	8	-	-	46	16	-	-	13	27	9	-	-	-	-	-	-	-	-	-	-	-	
@	English Lit.	5	-	-	-	8	21	6	-	40	9	2	-	7	39	12	-	-	49	5	-	-	4	29	1	-	-	-	-	-	-	-	-	-	-	65	
@	Inst. Comm.																																			30	
B. Com.	Bus. Economics	14	-	-	-	7	27	12	-	62	18	-	-	12	39	15	-	-	69	11	-	-	14	31	8	-	-	-	-	-	-	-	-	-	-	66	
	Accounting	22	-	-	-	33	66	17	-	140	27	-	-	33	59	27	-	-	144	16	-	-	28	78	25	-	-	-	-	-	-	-	-	-	-	147	
	Secretariatship																																				
B.A.,	Madhya Bharat	4	1	-	-	5	3	-	-	13	2	-	-	6	6	4	-	-	18	2	-	-	15	14	4	-	-	-	-	-	-	-	-	-	-	31	
	Comp. Lit.	9	-	-	-	22	46	23	-	110	10	-	-	30	40	12	-	-	101	25	2	-	28	52	4	-	-	-	-	-	-	-	-	-	-	98	
	Anthropology	8	1	-	-	6	12	9	-	36	4	-	-	6	21	8	-	-	39	9	-	-	8	20	6	-	-	-	-	-	-	-	-	-	-	43	
	Political Science	6	1	-	-	10	11	16	-	53	6	-	-	4	2	4	-	-	46	5	-	-	7	21	11	-	-	-	-	-	-	-	-	-	-	44	
	Physiology	8	-	-	-	6	12	4	-	20	4	-	-	3	10	2	-	-	28	5	-	-	7	21	11	-	-	-	-	-	-	-	-	-	-	44	
B.Sc.,	Maths with Chem	7	1	-	-	8	25	13	-	55	5	1	-	7	32	19	-	-	59	7	-	-	6	25	14	-	-	-	-	-	-	-	-	-	-	58	
	V.S. Comm.	6	-	-	-	4	31	15	-	47	4	-	-	7	28	13	-	-	49	4	1	-	8	21	9	-	-	-	-	-	-	-	-	-	45		
	B.C.A	5	-	-	-	5	7	32	-	50	5	-	-	5	7	32	-	-	49	5	-	-	5	7	30	-	-	-	-	-	-	-	-	-	50		
	Maths with Phys.	4	-	-	-	6	9	9	-	28	4	-	-	5	9	4	-	-	22	5	-	-	6	9	23	-	-	-	-	-	-	-	-	-	-	42	
B.Sc.,	B.Com & M.	23	-	-	-	31	69	21	-	146	23	-	-	25	69	20	-	-	160	16	-	-	28	70	25	-	-	-	-	-	-	-	-	-	-	168	
	B.B.A.	9	-	-	-	15	38	11	1	71	11	1	-	16	32	18	-	-	74	3	1	-	12	28	20	-	-	-	-	-	-	-	-	-	-	78	
	B.Com (Hons)	4	-	-	-	4	6	24	-	40	3	-	-	4	16	27	-	-	47	4	-	-	4	6	25	-	-	-	-	-	-	-	-	-	-	39	
	B.Com (A&F)	15	1	-	-	30	69	21	1	147	8	-	-	10	33	27	-	-	140	3	1	-	12	41	18	-	-	-	-	-	-	-	-	-	-	147	
	GRAND TOTAL																																				77
B.Com																																					

@ Here details of other Degrees such as B.Lit., BLM., BBA., B.Com(A&F), B.Com(BM), B.Com(C3), B.Com(Co-Op), B.Music., BSW., MBA., MCA., MLM., M.S.W., Certificate, Diploma, PG Diploma, PGDCS etc., conducted under affiliation of this University, may be furnished.


M.Com. Corporate
M.Com. Banking & Ins
PROFORMA - I (Contd..)

Degree	Name of courses offered	I YEAR														II YEAR																		
		S.C		S.T		M.B.C		B.C		G.T		Foreign Students		Total		S.C		S.T		M.B.C		B.C		G.T		Foreign Students		Total						
		M	W	M	W	M	W	M	W	M	W	M	W	M	W	M	W	M	W	M	W	M	W	M	W	M	W	M	W					
		3	-	-	-	3	17	2	-	25	2	-	2	15	3	-	22	6	-	-	-	9	10	7	-	4	32	9	-	4	21	1	-	35
M.A.	Human Rights	-	-	-	1	4	3	-	8	1	-	3	3	4	-	11	4	-	5	8	3	-	19	3	-	7	5	-	19					
	Human Res Mgmt	3	-	-	4	19	6	-	32	5	-	7	23	3	-	38	5	-	6	14	9	-	34	-	-	-	-	-	-	-				
	English	5	-	-	6	14	9	-	34	4	-	14	19	2	-	39	3	1	12	15	9	-	40	4	-	14	19	2	-	39				
	Mathematics	3	-	1	12	15	9	-	40	4	-	14	19	2	-	39	3	1	12	15	9	-	40	4	-	14	19	2	-	39				
	Physics	1	-	-	2	10	3	-	16	3	-	6	5	2	-	16	3	-	6	5	2	-	16	3	-	6	5	2	-	16				
M.Sc.	P.P.P.B	7	-	1	3	8	-	-	19	3	-	4	11	1	-	19	3	-	4	11	1	-	19	3	-	4	11	1	-	19				
	Food & Nutrition	3	-	1	2	8	1	-	15	2	1	2	6	4	-	15	2	1	2	6	4	-	15	2	1	2	6	4	-	15				
	Biochemistry	4	-	-	6	15	1	-	26	3	-	6	12	4	-	25	3	-	6	12	4	-	25	3	-	6	12	4	-	25				
	APP.M.C. B.S.D.	2	-	-	8	11	5	-	26	2	1	5	14	3	-	25	2	1	5	14	3	-	25	2	1	5	14	3	-	25				
	Applied Psychology	6	-	-	4	11	5	-	26	-	-	5	8	6	-	19	-	-	5	8	6	-	19	-	-	5	8	6	-	19				
M.Com		7	-	-	4	17	12	-	40	3	-	5	21	6	-	35	3	-	5	21	6	-	35	3	-	5	21	6	-	35				

No. OF SCHOLARS AS ON 30TH SEPTEMBER, 2022

Degree	Name of the subject	S.C		S.T		M.B.C		B.C		G.T		Foreign Students		Total	
		M	W	M	W	M	W	M	W	M	W	M	W	M	W
M.Phil.	Physics	-	-	-	-	-	-	-	-	-	-	-	-	-	-
	Food & Nutrition	-	-	-	-	-	-	-	-	-	-	-	-	-	-
Ph.D.															

NOTE: S.C - Scheduled Caste, S.T - Scheduled Tribe, M.B.C - Most Backward Community, B.C - Backward Community, G.T - General Turn, M - Men, W - Women.



Signature of the Principal
PRINCIPAL i/c
Signature of the Principal Certifying the Particulars
furnished in Proforma - I (All Pages)



UNIVERSITY OF MADRAS

PROFORMA-I

Statement of strength of the students
of Arts and Science Colleges as on
30th September, 20 22

Name of the College:

DEGREE	Names of the Courses offered	I Year						II Year						III Year						
		Men		Women		Total		Men		Women		Total		Men		Women		Total		
		EM	TM	EM	TM	EM	TM	EM	TM	EM	TM	EM	TM	EM	TM	EM	TM	EM	TM	
@	B. Com. Corporate Secretariatship			140		140					146		146					147		147
@	B. Com. Bank Management			144		144					147		147					138		138
@	B. Com. (Hons)			40		40					40		40					39		39
	B. B. A.			74		74					76		76					70		70
	Grand Total			398		398					409		409					394		394
	B. A. English			38		38					26		26					65		65
B.A.,	B. A. English Literature and Communication			41		41					49		49					39		39
	Business Economics			62		62					69		69					66		66
	Grand Total for B.A.,			141		141					164		164					170		170
	Human Rights and Int. Education			8		8					11		11							
M.A.,	Journalism and communication			20		20					19		19							
	Human Resource Management			32		32					38		38							
	English			36		36					-		-							
	Grand Total for M.A.,			96		96					68		68							
B.Com.,				215		215					217		217					216		216
M.Com.,				40		40					35		35							

@ Here details of other Degrees such as B.Lit., BLM., BBA., B.Com(A&F), B.Com(BM), B.Com(CS), B.Com(Co-Op), B.Music., BSW., MBA., MCA., MLM., M.S.W., Certificate., Diploma., PG Diploma., PGDCS etc., conducted under affiliation of this University, may be furnished.

B. Com (Accounting & Finance)

147 147

78 78

77

77

PROFORMA - I (Contd..)

DEGREE	Names of the Courses offered	I Year						II Year						III Year					
		Men		Women		Total		Men		Women		Total		Men		Women		Total	
		EM	TM	EM	TM	EM	TM	EM	TM	EM	TM	EM	TM	EM	TM	EM	TM	EM	TM
B.Sc.,	Mathematics			13		13			18		18			31		31			
	Computer Science			110		110			101		101			98		98			
	Biochemistry			36		36			39		39			43		43			
	Microbiology			50		50			46		46			44		44			
	Clinical Nutrition & Dietetics			30		30			28		28			27		27			
	Psychology			55		55			54		54			52		52			
	Visual Communication			47		47			48		48			43		43			
	B.L.A			50		50			49		49			50		50			
	Mathematics with Comp. Application			28		28			22		22			43		43			
Grand Total for B.Sc.,				419		419			405		405			431		431			
M.Sc.,	Mathematics			40		40			39		39								
	Plant Biology and Plant Bio. Tech			19		19			19		19								
	Physics			16		16			16		16								
	Biochemistry			26		26			25		25								
	Applied Microbiology			26		26			19		19								
	Food and Nutrition			15		15			15		15								
Grand Total for M.Sc.,				142		142			133		133								
M.Phil.,	Applied Psychology			26		26			19		19								
	Physics			-		-													
	Food & Nutrition			-		-													
Ph.D.,																			

Note: EM-English Medium, TM-Tamil Medium